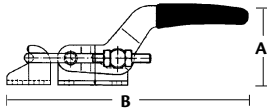





LATCH CLAMPS

Commonly used to hold lids, molds, dies and jigs together. Completely adjustable hook grabs latch installed on material or jig to be pulled together, and holds both sides together. Clamps can be bolted or welded into place. Ideal for high vibration applications. Pull bar is threaded for easy adjustment.



300 SERIES

The over-center toggle locking action of these clamps suits them ideally for holding against heavy forces such as those generated in plastic molding operations, clamping of doors, lids and access covers. Each clamp includes latch plate.

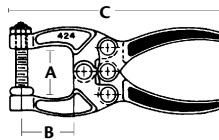


LATCH CLAMPS

Model No.	Mfg. No.	Holding Cap. lbs.	Dimensions"			Thread Adjustment"	Base L" x W"			Drawing Cap."	Wt. lbs.	Price /Each
			A	B	C		L"	x	W"			
TN073	323	360	15/32	3 27/32		25/32	5/8	x	1 7/64	1 3/16	0.15	
TN074	324	500	15/32	3 27/32		25/32	5/8	x	1 7/64	1 1/2	0.25	
TN076	331	700	15/8	5 5/8		1	3/4	x	1 39/64	1 1/4	0.56	
TN077	341	2000	2 3/4	8 1/4		1 1/2	2 3/8	x	2 33/64	2 1/2	1.43	
TN081	375	4000	4	10 3/8		1/2	3 3/8	x	3 1/8	3 1/2	2.75	

PLIER HOLD-DOWN CLAMPS

Quick action pliers offer excellent workholding capacity, they are portable to many applications and highly versatile. Only normal hand pressure is required to close and lock clamps in place. Clamp thickness may be adjusted by turning the threaded spindle. Once set, the clamp can be used repeatedly at that opening. Standard style clamps open by pulling handles apart. Trigger release style pull the two-way release (up and down) for easy one-handed release.



424 SERIES

Has a single 1/4-20 adjustable neoprene-tipped spindle assembly. Clamp opens by manually pulling handles apart.



462 SERIES

Two trigger release clamp includes 3/8-16 steel swivel foot adjustment spindle assembly.




STRAIGHT LINE CLAMPS

Popular in assembly operations or used in conjunction with welding jigs. Straight line clamps provide quick, strong holding force. Most clamps lock in two positions allowing them to be used as a push or pull clamp.

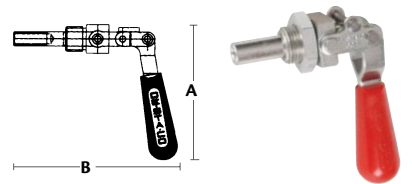
601, 603 & 609 SERIES

These models can be bolted or welded to a flat surface. Plungers extend out to clamp material against a fence or square surface. Model TN103 includes a 8-32 nylon spindle assembly (TN126). Model TN105 plunger is tapped for 5/16-18 adjustment spindle (not provided). Model TN107 plunger is tapped for 5/16-18 neoprene tip or other custom fixture.



602 & 604 SERIES

Fully retractable locators mount directly through a member by a jam nut on the work side or flush by drilling and tapping the member, a flat surface is not required. Locks in extended or retracted position. When flush-mounted, plunger completely retracts from work area.



PLIER CLAMPS

Model No.	Mfg. No.	Holding Cap. lbs.	Clamping Thickness" (A)	Throat Depth" (B)	Overall Length" (C)	Spindle Thread"	Wt. lbs.	Price /Each
TN097	424	200	1	1 1/8	4 1/2	1/4 x 20	0.31	
TN102	462	700	1 3/4	2 3/4	8 1/2	3/8 x 16	1.13	


STRAIGHT LINE CLAMPS

Model No.	Mfg. No.	Holding Cap. lbs.	Dimensions"			Base L" x W"			Plunger Travel"	Wt. lbs.	Price /Each
			A	B	C	L"	x	W"			
TN103	601	100	1 1/4	2 27/32	1/2	15/16	x	1 1/6	5/8	0.09	
TN104	602	200	3 3/32	2 7/16	-	-	-	33/4		0.25	
TN105	603	600	3 1/2	4 1/2	31/32	2	x	1 7/8	1 1/4	0.83	
TN106	604	300	4 1/16	4 15/16	-	-	-	1 1/2		0.44	
TN107	609	300	3 3/8	4 7/16	31/32	3 9/16	x	2 3/16	1 1/4	0.88	

REPLACEMENT SPINDLES & ACCESSORIES

FLAT-TIP BONDED NEOPRENE CAPS

Adjustable spindles provide a cushion between clamps and clamped item. Neoprene tip resists oils and chemicals and has a durometer of 60-70 and an operating temperature of -40°F to 220°F. Each spindle includes two adjusting nuts.




FLANGED WASHERS

Carbon steel replacements for U-bar clamps only.




BOLT RETAINERS

Carbon steel replacements for S solid hold-down bars.




NEOPRENE CAPS

Slip-on heads of hex nut spindles, durometer 60-70 and operates between -40°F and 220°F.




SWIVEL FOOT ADJUSTING SPINDLES

Used primarily for model TN102 plier clamp, but may be used with any clamp with the proper thread size. Steel swivel shoe provides a firm clamp and is suitable for more heavy-duty applications. Includes two adjusting nuts.



HEX HEAD ADJUSTING SPINDLES

Carbon steel fully threaded adjusting spindles are used in applications where a neoprene or swivel type spindle is not necessary. A neoprene cap foot is available for all sizes. Two adjusting nuts included.



Model No.	Mfg. No.	Dimensions			Thread"	Price /Each
		A"	B"	C"		
FLAT-TIP BONDED NEOPRENE CAPS						
TN134	202208	1 5/8	1 1/8	5/8	1/4-20	
TN135	225208	2 3/16	1 9/16	3/4	5/16-18	
TN136	235208	5 1/2	4 3/4	7/8	3/8-16	
TN137	424208	1 1/2	1 1/8	5/8	1/4-20	
TN138	507208	3	2 1/4	3/4	5/16-18	
TN139	527208	3 1/2	2 1/2	7/8	3/8-16	
STEEL SWIVEL FOOT SPINDLE						
TN133	468206	3	2	5/8	3/8-16	
HEX-HEAD FULL THREAD						
TN129	441203	1 15/16	1 3/4	1/2	5/16-18	
TN127	207203	2 3/4	2 1/2	1/2	5/16-18	
TN131	491203	1 1/2	1 1/4	9/16	3/8-16	
TN128	210203	3	2 3/4	9/16	3/8-16	

Model No.	Mfg. No.	Dimensions			Thread"	Price /Each
		A"	B"	C"		
FLANGED WASHERS (PER PAIR)						
TN122	105106	11/64	7/16	5/16	Fits Spindle #8	
TN123	215105	17/64	11/16	29/64	1/4	
TN125	507107	21/64	7/8	5/8	5/16	
TN124	235106	13/32	1	23/32	3/8	
BOLT RETAINERS						
TN141	207105	1 1/4	5/8	21/64	Fits Spindle 5/16"	
TN142	210114	1 1/2	3/4	17/32	3/8	
NEOPRENE CAPS						
TN118	215119	7/16	-	5/8	Fits Spindle 1/4"	
TN119	225119	1/2	-	5/8	5/16	
TN120	235119	17/32	-	3/4	3/8	